

Head Start Outcome Report

Head Start requires a program to conduct standardized and structured assessments, for each child that provide ongoing information to evaluate the child's developmental level and progress in outcomes aligned to the goals described in the Head Start Early Learning Child Outcomes Framework: Ages Birth to Five. Such assessments must result in usable information for teachers, home visitors, and parents and be conducted with sufficient frequency to allow for individualization within the program year. A program must regularly use information to determine a child's strengths and needs, inform and adjust strategies to better support individualized learning and improve teaching practices in center-based and family childcare settings, and improve home visit strategies in home-based models.

ECKAN Head Start does three recording periods per program year fall, winter and spring. Summary of the winter outcomes assessed through January 2025, as follows.

Early Head Start:

- Strengths - Regulatory (80%), Language (73%), and Gross Motor (76%).
- Areas of needed growth - Cognition (68%), Fine Motor (65%), Self-Help (72%), and Social-Emotional (71%)

Head Start:

- Strengths – Gross Motor (84%), Social-Emotional (86%), and Self-Help (89%).
- Areas of needed growth – Cognition (72%), Language (78%), and Fine Motor (78%).

% indicates the percentage of children that are at age level or above in all categories.

These outcome reports are shared with the ECKAN Board of Trustees as an Informational item.

The Winter 2024 Head Start Outcome Report are attached to the Board Packet.

ECKAN Winter 2025 Outcomes

Total number of children: 126 EHS (Number of children enrolled during this cycle)	Total number assessed: 115 (Number of children currently enrolled with assessment data in GoEngage for this cycle)
Total number of children: 213 HS (Number of children enrolled during this cycle)	Total number assessed: 207 (Number of children currently enrolled with assessment data in GoEngage for this cycle)

EHS includes all 7 domains

Strength: **Regulatory (80%)**, **Language (73%)** and Gross Motor (76%) at age level or above

Areas of needed growth: Cognitive (68%), Fine Motor (65%), **Self-Help (72%)** and **Social-Emotional (71%)** at age level or above

- **18** On Individualized Family Service Plan (IFSP)-*written plan created to meet individual needs, concerns and priorities of individual children birth-3 and their families.*

Yellow highlights denote change from Fall Outcomes- regulatory and language moved from needed growth to strength. Self-Help and Social-Emotional moved from strength to needed growth.

HS includes 6/7 domains (Regulatory/Sensory imbedded in other strands)

Strength: **Gross Motor** (84%) Social-Emotional (88%) and Self-Help (89%) at age level or above

Areas of needed growth: Cognitive (72%), Language (78%) and Fine Motor (78%) at age level or above

Yellow highlights denote change from Fall Outcomes- Gross Motor moved from needed growth to strength.

- **23** On Individualized Education Plan (IEP)-*plan developed for a child identified disability. Purpose to lay out the special education intervention supports and services needed for the child to thrive.*
- **20** Referrals in process: 2 EHS (Anderson)
 18 HS (2 Kennedy, 3 Plymouth 106,
4 Plymouth 108, 1 Emporia 1, 6 Emporia 2,
2 Emporia 3)

<p><u>Anderson County:</u> EHS: <u>1</u> Regulatory <u>2</u> Cognitive <u>1</u> Language <u>0</u> Gross Motor <u>2</u> Fine Motor <u>1</u> Social-emotional, <u>1</u> Self-Help</p> <p>HS: <u>3</u> Cognitive <u>4</u> Language <u>1</u> Gross Motor <u>0</u> Fine Motor <u>2</u> Social-Emotional <u>0</u> Self-Help</p>
<p><u>Coffey County:</u> EHS: <u>1</u> Regulatory <u>2</u> Cognitive <u>1</u> Language <u>0</u> Gross Motor <u>0</u> Fine Motor <u>1</u> Social-Emotional <u>0</u> Self-Help</p> <p>HS: <u>0</u> Cognitive <u>0</u> Language <u>1</u> Gross Motor <u>0</u> Fine Motor <u>0</u> Social-Emotional <u>0</u> Self-Help</p>
<p><u>Douglas County:</u> EHS: <u>0</u> Regulatory <u>1</u> Cognitive <u>1</u> Language <u>1</u> Gross Motor <u>3</u> Fine Motor <u>0</u> Social-Emotional <u>2</u> Self-Help (HB)</p> <p>EHS: <u>2</u> Regulatory <u>4</u> Cognitive <u>4</u> Language <u>0</u> Gross Motor <u>3</u> Fine Motor <u>4</u> Social-Emotional <u>4</u> Self-Help (CLC)</p> <p>HS: <u>2</u> Cognitive <u>1</u> Language <u>2</u> Gross Motor <u>3</u> Fine Motor <u>1</u> Social-Emotional <u>2</u> Self-Help (Kennedy)</p> <p>HS: <u>2</u> Cognitive <u>4</u> Language <u>4</u> Gross Motor <u>2</u> Fine Motor <u>2</u> Social-Emotional <u>5</u> Self-Help (106)</p> <p>HS: <u>7</u> Cognitive <u>4</u> Language <u>2</u> Gross Motor <u>8</u> Fine Motor <u>0</u> Social-Emotional <u>2</u> Self-Help (108)</p>
<p><u>Franklin County:</u> EHS: <u>0</u> Cognitive <u>0</u> Language <u>0</u> Gross Motor <u>1</u> Fine Motor <u>0</u> Social-Emotional <u>0</u> Self-Help (HB)</p> <p>EHS: <u>0</u> Regulatory <u>6</u> Cognitive <u>2</u> Language <u>2</u> Gross Motor <u>2</u> Fine Motor <u>0</u> Social-Emotional <u>0</u> Self-Help (Emerald Learning Center)</p> <p>HS: <u>1</u> Cognitive <u>1</u> Language <u>1</u> Gross Motor <u>1</u> Fine Motor <u>3</u> Social-Emotional <u>1</u> Self-Help (Ottawa)</p> <p>HS: <u>1</u> Cognitive <u>6</u> Language <u>1</u> Gross Motor <u>0</u> Fine Motor <u>0</u> Social-Emotional <u>0</u> Self-Help (Ottawa II)</p>
<p><u>Lyon County:</u> EHS: <u>1</u> Regulatory <u>6</u> Cognitive <u>3</u> Language <u>2</u> Gross Motor <u>3</u> Fine Motor <u>4</u> Social-Emotional <u>2</u> Self-Help (Emporia Childcare Center III)</p> <p>EHS: <u>1</u> Regulatory <u>0</u> Cognitive <u>2</u> Language <u>0</u> Gross Motor <u>2</u> Fine Motor <u>4</u> Social-Emotional <u>0</u> Self-Help (Special Blessings)</p> <p>EHS: <u>0</u> Regulatory <u>5</u> Cognitive <u>3</u> Language <u>3</u> Gross Motor <u>5</u> Fine Motor <u>2</u> Social-Emotional <u>2</u> Self-Help (Wee Care!)</p> <p>EHS: <u>0</u> Regulatory <u>0</u> Cognitive <u>0</u> Language <u>0</u> Gross Motor <u>0</u> Fine Motor <u>0</u> Social-Emotional <u>0</u> Self-Help (Home Base)</p> <p>HS: <u>10</u> Cognitive <u>1</u> Language <u>2</u> Gross Motor <u>5</u> Fine Motor <u>1</u> Social-Emotional <u>0</u> Self-Help (Emporia 1)</p> <p>HS: <u>13</u> Cognitive <u>11</u> Language <u>4</u> Gross Motor <u>8</u> Fine Motor <u>3</u> Social-Emotional <u>1</u> Self-Help (Emporia 2)</p> <p>HS: <u>7</u> Cognitive <u>2</u> Language <u>7</u> Gross Motor <u>8</u> Fine Motor <u>1</u> Social-Emotional <u>2</u> Self-Help (Emporia 3)</p> <p>HS: <u>1</u> Cognitive <u>1</u> Language <u>2</u> Gross Motor <u>2</u> Fine Motor <u>1</u> Social-Emotional <u>1</u> Self-Help (Emporia 4)</p>
<p><u>Miami County:</u> EHS: <u>0</u> Regulatory <u>0</u> Cognitive <u>0</u> Language <u>0</u> Gross Motor <u>0</u> Fine Motor <u>0</u> Social-Emotional <u>0</u> Self-Help</p> <p>HS: <u>4</u> Cognitive <u>3</u> Language <u>0</u> Gross Motor <u>3</u> Fine Motor <u>2</u> Social-Emotional <u>1</u> Self-Help (Osawatomie)</p>
<p><u>Osage County:</u> EHS: <u>2</u> Regulatory <u>2</u> Cognitive, <u>2</u> Language <u>2</u> Gross Motor <u>2</u> Fine Motor <u>2</u> Social-Emotional <u>3</u> Self-Help</p> <p>HS: <u>3</u> Cognitive <u>2</u> Language, <u>0</u> Gross Motor <u>2</u> Social-Emotional <u>2</u> Social-Emotional <u>0</u> Self-Help</p>

*Numbers represent how many children fall below age expectation for that domain

Yellow Highlights show increase of children below in that domain from Fall Outcomes.

Green Highlights show decrease of children below in that domain from Fall Outcomes.

Skills Distribution by Domains Pie Chart

Program Session: ECKAN 2024-2025 (08/01/2024--07/31/2025)

Report Date: 01/21/2025 02:10 PM



Status: 1st Year Enrollment, 2nd Year Enrollment, 3rd Year Enrollment, 4th Year Enrollment, 5th Year Enrollment, 6th Year Enrollment

Location: ECKAN Head Start -- Anderson County -- Home-Based EHS (Federal), ECKAN Head Start -- Anderson County -- Home-Based EHS (State), ECKAN Head Start -- Coffey County Home-Based -- Home-Based EHS (Federal), ECKAN Head Start -- DC Children's Learning Center, ECKAN Head Start -- Douglas County EHS Home-Based, ECKAN Head Start -- FC Emerald Learning Center, ECKAN Head Start -- Franklin County EHS Home-Based, ECKAN Head Start -- LC Emporia Child Care Center, ECKAN Head Start -- LC Special Blessings, ECKAN Head Start -- LC Wee Care, ECKAN Head Start -- Lyon County EHS Home-Based, ECKAN Head Start -- Miami County -- Home-Based EHS (State), ECKAN Head Start -- Osage County Home-Based -- Home-Based EHS (Federal)

Current as of: Today

Show assessment for the following dates: 8/1/2024 To 7/31/2025

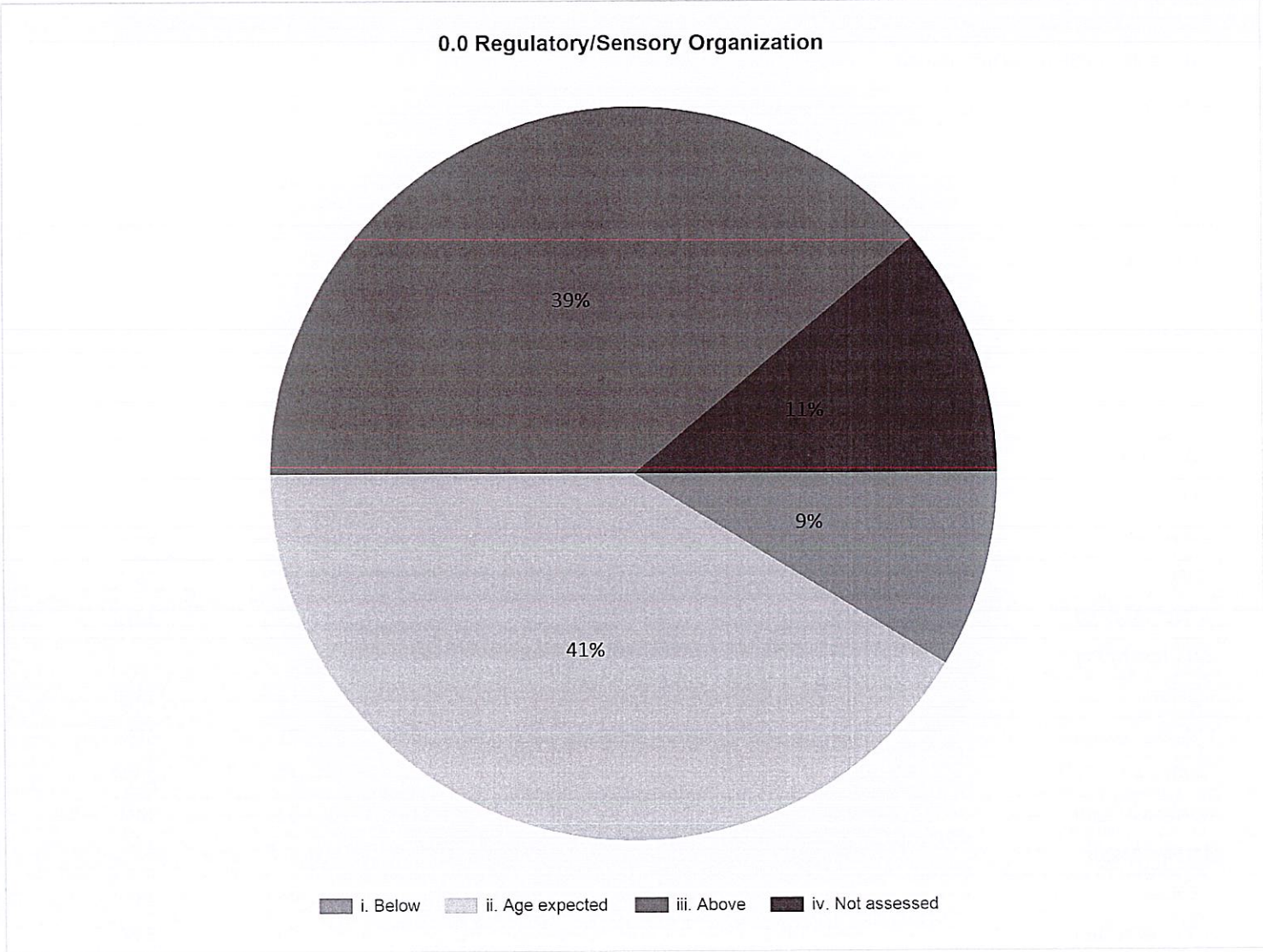
Hide cover page

Total # of children: 126 Total # of assessed: 115

Total # of not assessed: 11

		# of Children	% of Children
1	0.0 Regulatory/Sensory Organization		
	i. Below	11	9%
	ii. Age expected	52	41%
	iii. Above	49	39%
	iv. Not assessed	14	11%
2	1.0 Cognitive		
	i. Below	23	18%
	ii. Age expected	68	54%
	iii. Above	18	14%
	iv. Not assessed	17	14%
3	2.0 Language		
	i. Below	20	16%
	ii. Age expected	69	55%
	iii. Above	22	18%
	iv. Not assessed	15	12%
4	3.0 Gross Motor		
	i. Below	13	10%
	ii. Age expected	71	56%
	iii. Above	25	20%
	iv. Not assessed	17	14%
5	4.0 Fine Motor		
	i. Below	28	22%
	ii. Age expected	69	55%
	iii. Above	12	10%
	iv. Not assessed	17	14%
6	5.0 Social-Emotional		
	i. Below	19	15%

	ii. Age expected	64	51%
	iii. Above	25	20%
	iv. Not assessed	18	14%
7	6.0 Self Help		
	i. Below	17	14%
	ii. Age expected	63	50%
	iii. Above	28	22%
	iv. Not assessed	18	14%



Skills Distribution by Domains Pie Chart

Program Session: ECKAN 2024-2025 (08/01/2024--07/31/2025)

Report Date: 01/21/2025 01:42 PM



Status: 1st Year Enrollment, 2nd Year Enrollment, 3rd Year Enrollment, 4th Year Enrollment, 5th Year Enrollment, 6th Year Enrollment

Location: ECKAN Head Start -- Anderson County -- Home-Based EHS (Federal), ECKAN Head Start -- Anderson County -- Home-Based EHS (State)

Current as of: Today

Show assessment for the following dates: 8/1/2024 To 7/31/2025

Hide cover page


Total # of children: 11 Total # of assessed: 9

Total # of not assessed: 2

		# of Children	% of Children
1	0.0 Regulatory/Sensory Organization		
	i. Below	1	9%
	ii. Age expected	3	27%
	iii. Above	5	46%
	iv. Not assessed	2	18%
2	1.0 Cognitive		
	i. Below	2	18%
	ii. Age expected	5	46%
	iii. Above	2	18%
	iv. Not assessed	2	18%
3	2.0 Language		
	i. Below	1	9%
	ii. Age expected	4	36%
	iii. Above	4	36%
	iv. Not assessed	2	18%
4	3.0 Gross Motor		
	i. Below	--	--
	ii. Age expected	5	46%
	iii. Above	4	36%
	iv. Not assessed	2	18%
5	4.0 Fine Motor		
	i. Below	2	18%
	ii. Age expected	5	46%
	iii. Above	2	18%
	iv. Not assessed	2	18%
6	5.0 Social-Emotional		
	i. Below	1	9%
	ii. Age expected	4	36%
	iii. Above	4	36%
	iv. Not assessed	2	18%

7	6.0 Self Help		
	i. Below	1	9%
	ii. Age expected	4	36%
	iii. Above	4	36%
	iv. Not assessed	2	18%

0.0 Regulatory/Sensory Organization



Skills Distribution by Domains Pie Chart

Program Session: ECKAN 2024-2025 (08/01/2024--07/31/2025)

Report Date: 01/21/2025 01:46 PM



Status: 1st Year Enrollment, 2nd Year Enrollment, 3rd Year Enrollment, 4th Year Enrollment, 5th Year Enrollment, 6th Year Enrollment

Location: ECKAN Head Start -- Coffey County Home-Based -- Home-Based EHS (Federal)

Current as of: Today

Show assessment for the following dates: 8/1/2024 To 7/31/2025

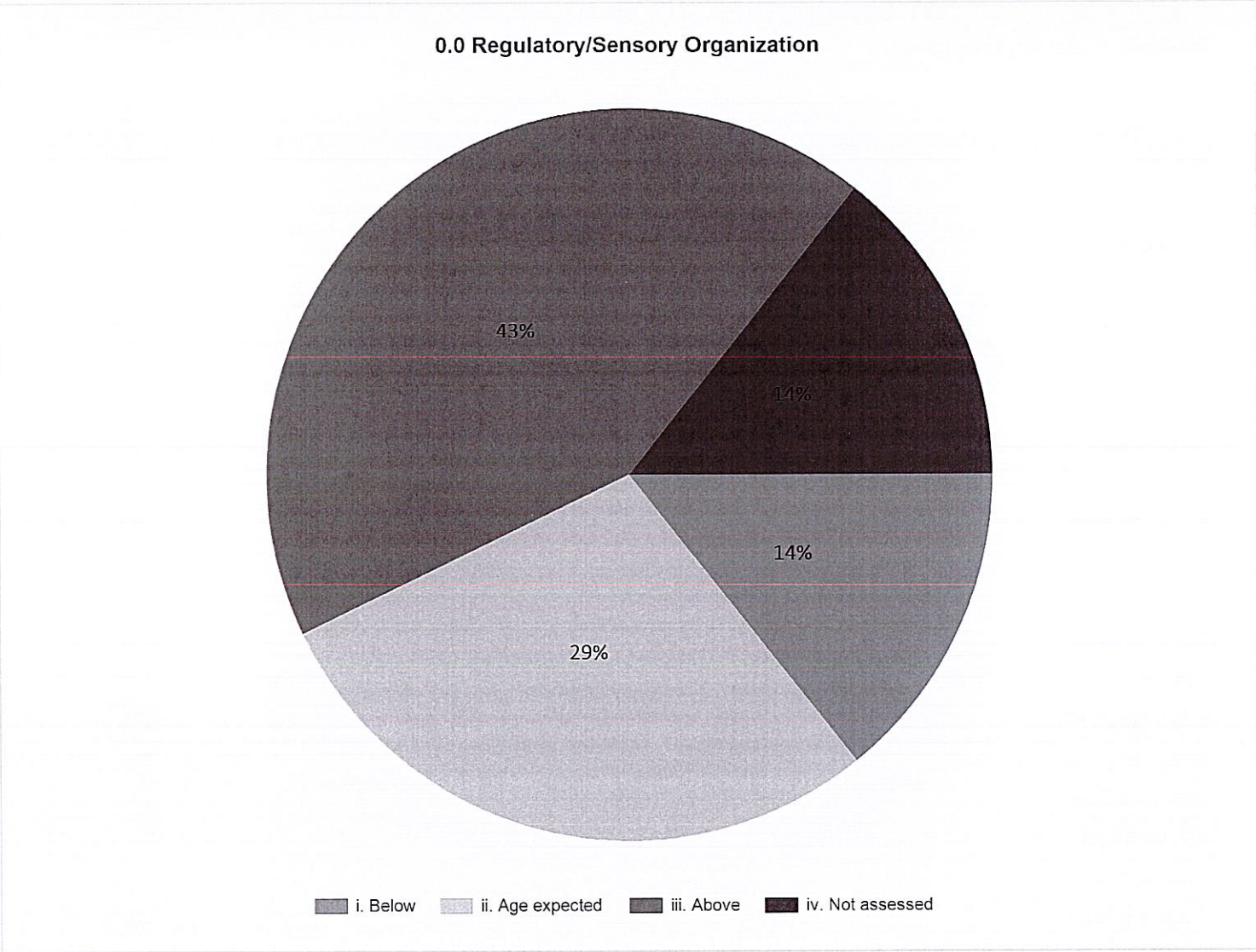
Hide cover page

Total # of children: 7 Total # of assessed: 6

Total # of not assessed: 1

		# of Children	% of Children
1	0.0 Regulatory/Sensory Organization		
	i. Below	1	14%
	ii. Age expected	2	29%
	iii. Above	3	43%
	iv. Not assessed	1	14%
2	1.0 Cognitive		
	i. Below	2	29%
	ii. Age expected	1	14%
	iii. Above	3	43%
	iv. Not assessed	1	14%
3	2.0 Language		
	i. Below	1	14%
	ii. Age expected	2	29%
	iii. Above	3	43%
	iv. Not assessed	1	14%
4	3.0 Gross Motor		
	i. Below	--	--
	ii. Age expected	4	57%
	iii. Above	2	29%
	iv. Not assessed	1	14%
5	4.0 Fine Motor		
	i. Below	--	--
	ii. Age expected	6	86%
	iii. Above	--	--
	iv. Not assessed	1	14%
6	5.0 Social-Emotional		
	i. Below	1	14%
	ii. Age expected	3	43%
	iii. Above	2	29%
	iv. Not assessed	1	14%

7	6.0 Self Help		
	i. Below	--	--
	ii. Age expected	4	57%
	iii. Above	2	29%
	iv. Not assessed	1	14%



Skills Distribution by Domains Pie Chart

Program Session: ECKAN 2024-2025 (08/01/2024--07/31/2025)

Report Date: 01/21/2025 01:50 PM



Status: 1st Year Enrollment, 2nd Year Enrollment, 3rd Year Enrollment, 4th Year Enrollment, 5th Year Enrollment, 6th Year Enrollment

Location: ECKAN Head Start -- Douglas County EHS Home-Based

Current as of: Today

Show assessment for the following dates: 8/1/2024 To 7/31/2025

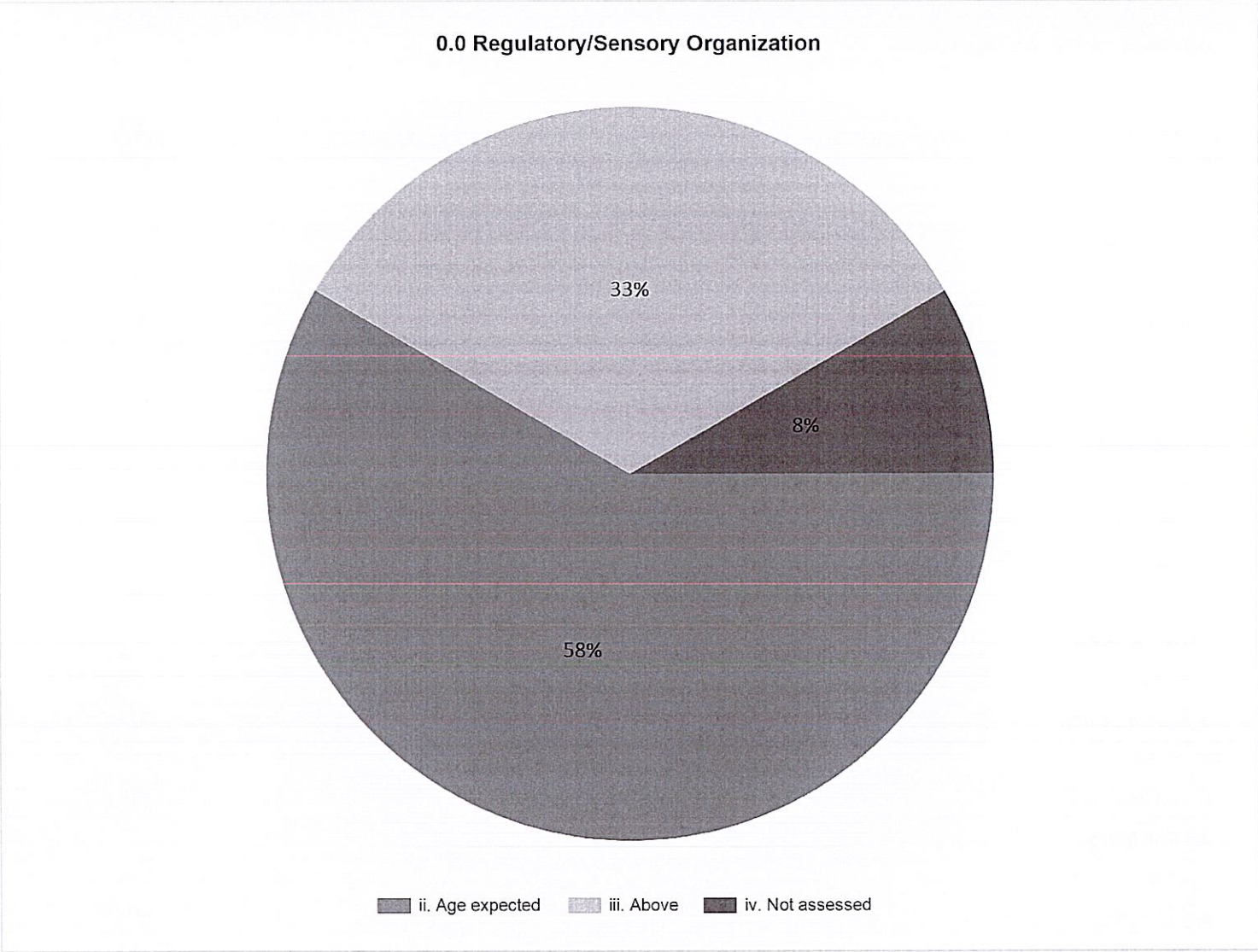
Hide cover page

Total # of children: 12 Total # of assessed: 11

Total # of not assessed: 1

		# of Children	% of Children
1	0.0 Regulatory/Sensory Organization		
	i. Below	--	--
	ii. Age expected	7	58%
	iii. Above	4	33%
	iv. Not assessed	1	8%
2	1.0 Cognitive		
	i. Below	1	8%
	ii. Age expected	6	50%
	iii. Above	--	--
	iv. Not assessed	5	42%
3	2.0 Language		
	i. Below	1	8%
	ii. Age expected	7	58%
	iii. Above	--	--
	iv. Not assessed	4	33%
4	3.0 Gross Motor		
	i. Below	1	8%
	ii. Age expected	6	50%
	iii. Above	--	--
	iv. Not assessed	5	42%
5	4.0 Fine Motor		
	i. Below	3	25%
	ii. Age expected	3	25%
	iii. Above	1	8%
	iv. Not assessed	5	42%
6	5.0 Social-Emotional		
	i. Below	--	--
	ii. Age expected	5	42%
	iii. Above	1	8%
	iv. Not assessed	6	50%

7	6.0 Self Help		
	i. Below	2	17%
	ii. Age expected	3	25%
	iii. Above	1	8%
	iv. Not assessed	6	50%



Skills Distribution by Domains Pie Chart

Program Session: ECKAN 2024-2025 (08/01/2024--07/31/2025)

Report Date: 01/21/2025 01:48 PM



Status: 1st Year Enrollment, 2nd Year Enrollment, 3rd Year Enrollment, 4th Year Enrollment, 5th Year Enrollment, 6th Year Enrollment

Location: ECKAN Head Start -- DC Children's Learning Center

Current as of: Today

Show assessment for the following dates: 8/1/2024 To 7/31/2025

Hide cover page


Total # of children: 21 Total # of assessed: 19

Total # of not assessed: 2

		# of Children	% of Children
1	0.0 Regulatory/Sensory Organization		
	i. Below	2	10%
	ii. Age expected	8	38%
	iii. Above	8	38%
	iv. Not assessed	3	14%
2	1.0 Cognitive		
	i. Below	4	19%
	ii. Age expected	10	48%
	iii. Above	3	14%
	iv. Not assessed	4	19%
3	2.0 Language		
	i. Below	4	19%
	ii. Age expected	8	38%
	iii. Above	6	29%
	iv. Not assessed	3	14%
4	3.0 Gross Motor		
	i. Below	--	--
	ii. Age expected	12	57%
	iii. Above	5	24%
	iv. Not assessed	4	19%
5	4.0 Fine Motor		
	i. Below	3	14%
	ii. Age expected	11	52%
	iii. Above	3	14%
	iv. Not assessed	4	19%
6	5.0 Social-Emotional		
	i. Below	4	19%
	ii. Age expected	10	48%
	iii. Above	3	14%
	iv. Not assessed	4	19%

7	6.0 Self Help		
	i. Below	4	19%
	ii. Age expected	10	48%
	iii. Above	3	14%
	iv. Not assessed	4	19%

0.0 Regulatory/Sensory Organization



Skills Distribution by Domains Pie Chart

Program Session: ECKAN 2024-2025 (08/01/2024--07/31/2025)

Report Date: 01/21/2025 01:54 PM



Status: 1st Year Enrollment, 2nd Year Enrollment, 3rd Year Enrollment, 4th Year Enrollment, 5th Year Enrollment, 6th Year Enrollment

Location: ECKAN Head Start -- Franklin County EHS Home-Based

Current as of: Today

Show assessment for the following dates: 8/1/2024 To 7/31/2025


Hide cover page

Total # of children: 4 Total # of assessed: 4

Total # of not assessed: 0

		# of Children	% of Children
1	0.0 Regulatory/Sensory Organization		
	i. Below	--	--
	ii. Age expected	--	--
	iii. Above	4	100%
	iv. Not assessed	--	--
2	1.0 Cognitive		
	i. Below	--	--
	ii. Age expected	2	50%
	iii. Above	2	50%
	iv. Not assessed	--	--
3	2.0 Language		
	i. Below	--	--
	ii. Age expected	3	75%
	iii. Above	1	25%
	iv. Not assessed	--	--
4	3.0 Gross Motor		
	i. Below	1	25%
	ii. Age expected	1	25%
	iii. Above	2	50%
	iv. Not assessed	--	--
5	4.0 Fine Motor		
	i. Below	1	25%
	ii. Age expected	1	25%
	iii. Above	2	50%
	iv. Not assessed	--	--
6	5.0 Social-Emotional		
	i. Below	--	--
	ii. Age expected	2	50%
	iii. Above	2	50%
	iv. Not assessed	--	--

7	6.0 Self Help		
	i. Below	--	--
	ii. Age expected	2	50%
	iii. Above	2	50%
	iv. Not assessed	--	--



Skills Distribution by Domains Pie Chart

Program Session: ECKAN 2024-2025 (08/01/2024--07/31/2025)

Report Date: 01/21/2025 01:51 PM



Status: 1st Year Enrollment, 2nd Year Enrollment, 3rd Year Enrollment, 4th Year Enrollment, 5th Year Enrollment, 6th Year Enrollment

Location: ECKAN Head Start -- FC Emerald Learning Center

Current as of: Today

Show assessment for the following dates: 8/1/2024 To 7/31/2025

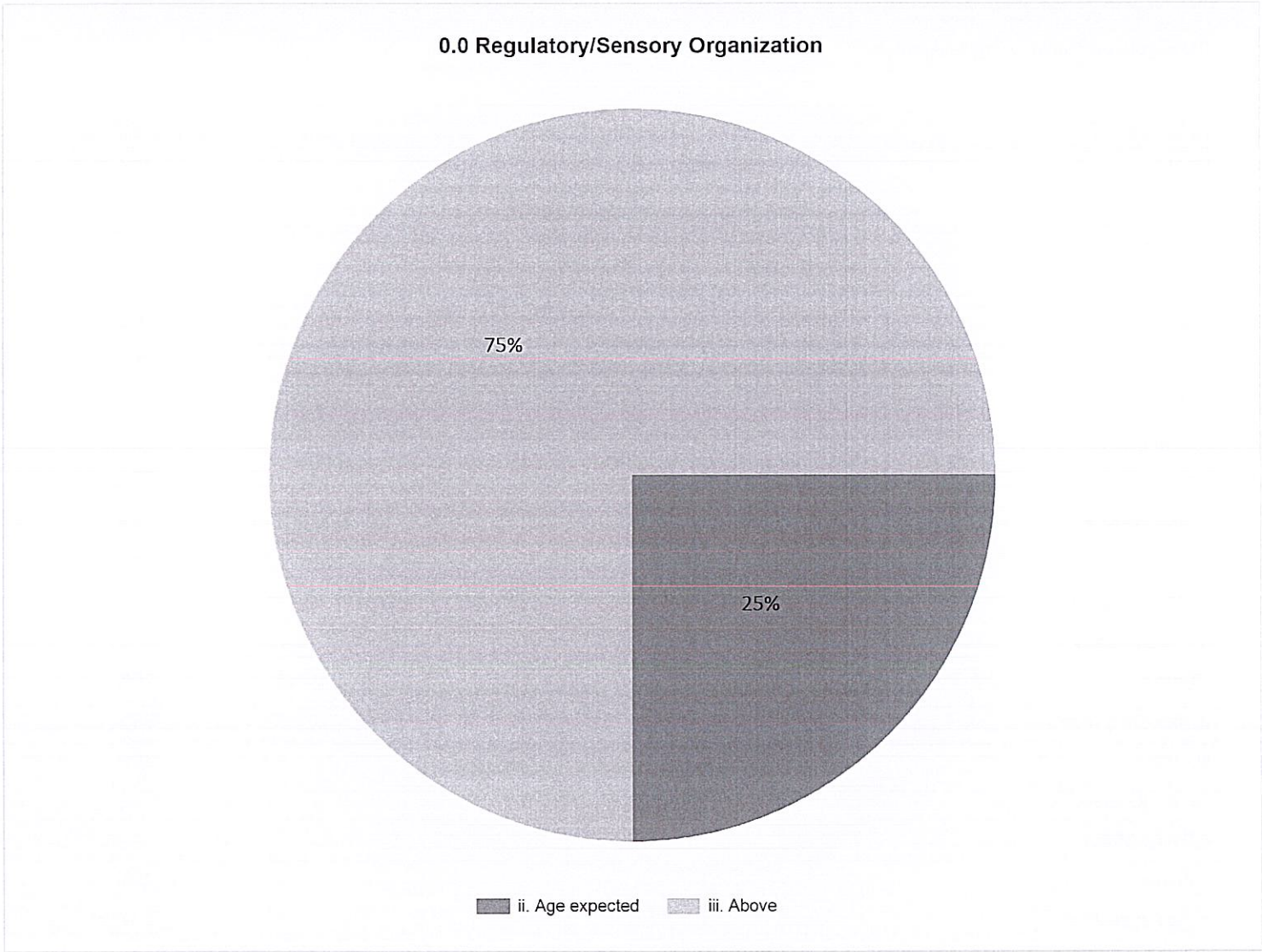
Hide cover page

Total # of children: 8 Total # of assessed: 8

Total # of not assessed: 0

		# of Children	% of Children
1	0.0 Regulatory/Sensory Organization		
	i. Below	--	--
	ii. Age expected	2	25%
	iii. Above	6	75%
	iv. Not assessed	--	--
2	1.0 Cognitive		
	i. Below	--	--
	ii. Age expected	6	75%
	iii. Above	2	25%
	iv. Not assessed	--	--
3	2.0 Language		
	i. Below	2	25%
	ii. Age expected	4	50%
	iii. Above	2	25%
	iv. Not assessed	--	--
4	3.0 Gross Motor		
	i. Below	2	25%
	ii. Age expected	3	38%
	iii. Above	3	38%
	iv. Not assessed	--	--
5	4.0 Fine Motor		
	i. Below	2	25%
	ii. Age expected	4	50%
	iii. Above	2	25%
	iv. Not assessed	--	--
6	5.0 Social-Emotional		
	i. Below	--	--
	ii. Age expected	5	63%
	iii. Above	3	38%
	iv. Not assessed	--	--

7	6.0 Self Help		
	i. Below	--	--
	ii. Age expected	4	50%
	iii. Above	4	50%
	iv. Not assessed	--	--



Skills Distribution by Domains Pie Chart

Program Session: ECKAN 2024-2025 (08/01/2024--07/31/2025)

Report Date: 01/21/2025 01:56 PM



Status: 1st Year Enrollment, 2nd Year Enrollment, 3rd Year Enrollment, 4th Year Enrollment, 5th Year Enrollment, 6th Year Enrollment

Location: ECKAN Head Start -- LC Emporia Child Care Center

Current as of: Today

Show assessment for the following dates: 8/1/2024 To 7/31/2025

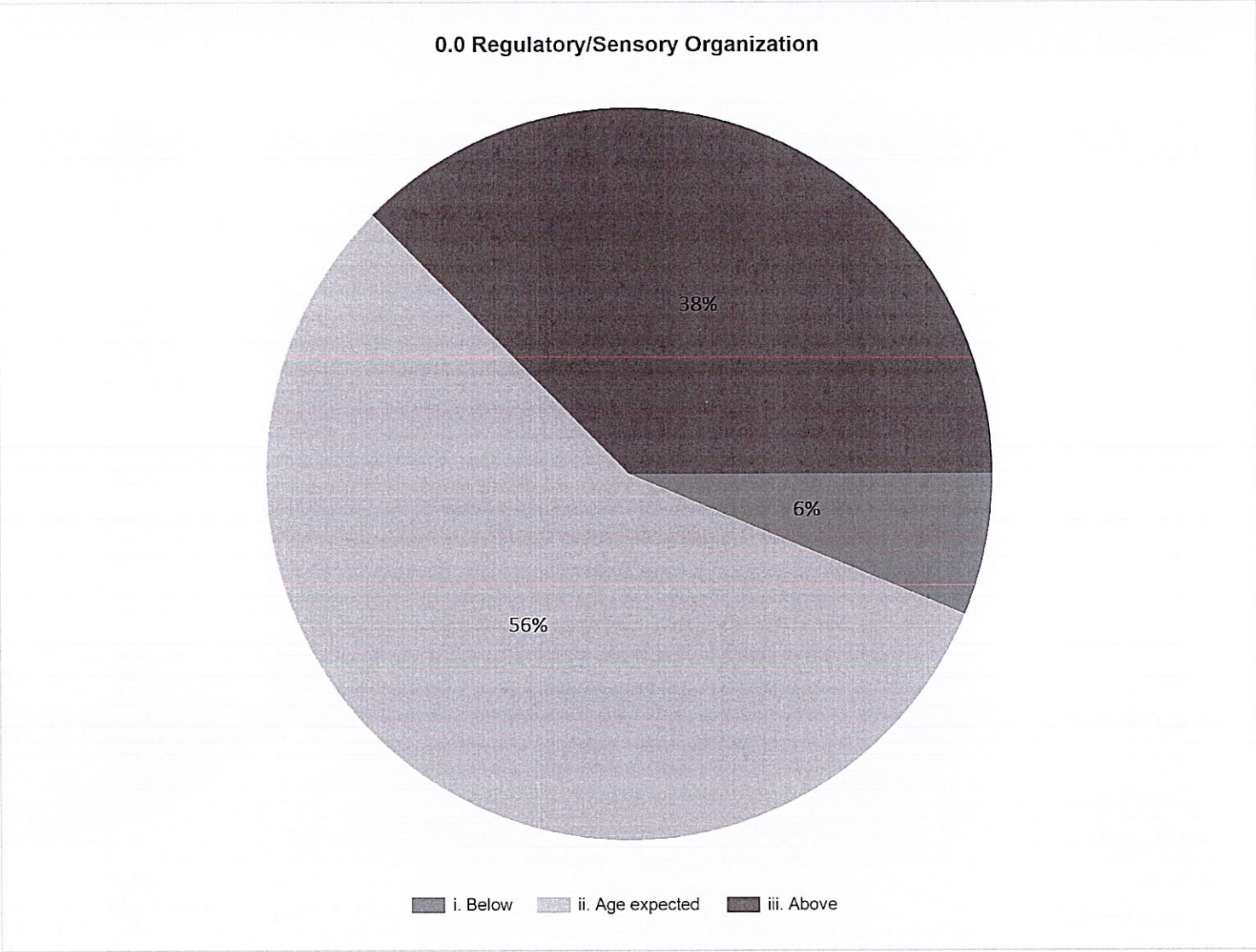
Hide cover page

Total # of children: 16 Total # of assessed: 16

Total # of not assessed: 0

		# of Children	% of Children
1	0.0 Regulatory/Sensory Organization		
	i. Below	1	6%
	ii. Age expected	9	56%
	iii. Above	6	38%
	iv. Not assessed	--	--
2	1.0 Cognitive		
	i. Below	6	38%
	ii. Age expected	8	50%
	iii. Above	2	13%
	iv. Not assessed	--	--
3	2.0 Language		
	i. Below	3	19%
	ii. Age expected	10	63%
	iii. Above	3	19%
	iv. Not assessed	--	--
4	3.0 Gross Motor		
	i. Below	2	13%
	ii. Age expected	13	81%
	iii. Above	1	6%
	iv. Not assessed	--	--
5	4.0 Fine Motor		
	i. Below	5	31%
	ii. Age expected	11	69%
	iii. Above	--	--
	iv. Not assessed	--	--
6	5.0 Social-Emotional		
	i. Below	4	25%
	ii. Age expected	8	50%
	iii. Above	4	25%
	iv. Not assessed	--	--

7	6.0 Self Help		
	i. Below	2	13%
	ii. Age expected	11	69%
	iii. Above	3	19%
	iv. Not assessed	--	--



Skills Distribution by Domains Pie Chart

Program Session: ECKAN 2024-2025 (08/01/2024--07/31/2025)

Report Date: 01/21/2025 01:58 PM



Status: 1st Year Enrollment, 2nd Year Enrollment, 3rd Year Enrollment, 4th Year Enrollment, 5th Year Enrollment, 6th Year Enrollment

Location: ECKAN Head Start -- LC Special Blessings

Current as of: Today

Show assessment for the following dates: 8/1/2024 To 7/31/2025

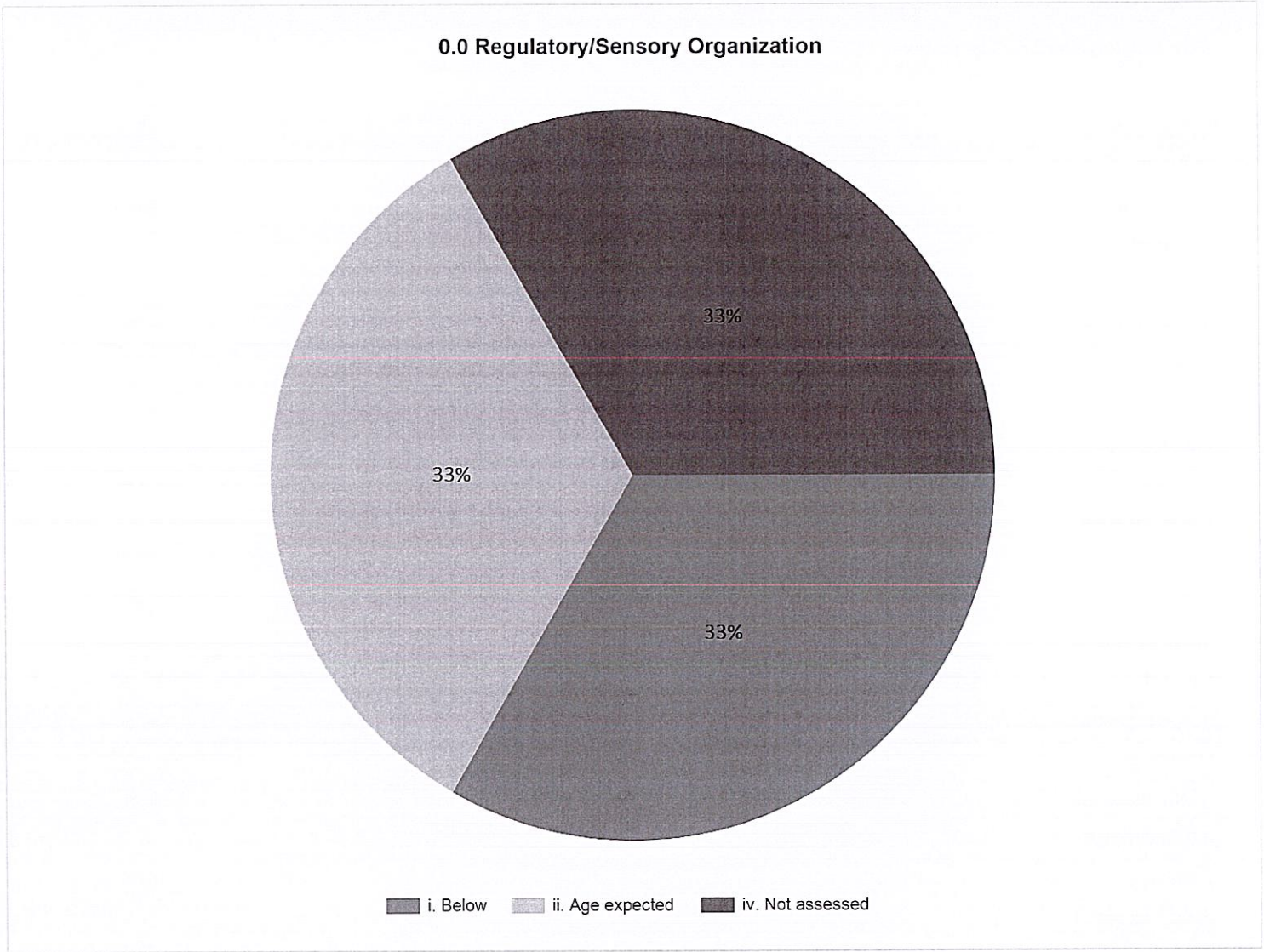
Hide cover page

Total # of children: 3 Total # of assessed: 2

Total # of not assessed: 1

		# of Children	% of Children
1	0.0 Regulatory/Sensory Organization		
	i. Below	1	33%
	ii. Age expected	1	33%
	iii. Above	--	--
	iv. Not assessed	1	33%
2	1.0 Cognitive		
	i. Below	--	--
	ii. Age expected	2	67%
	iii. Above	--	--
	iv. Not assessed	1	33%
3	2.0 Language		
	i. Below	2	67%
	ii. Age expected	--	--
	iii. Above	--	--
	iv. Not assessed	1	33%
4	3.0 Gross Motor		
	i. Below	--	--
	ii. Age expected	2	67%
	iii. Above	--	--
	iv. Not assessed	1	33%
5	4.0 Fine Motor		
	i. Below	2	67%
	ii. Age expected	--	--
	iii. Above	--	--
	iv. Not assessed	1	33%
6	5.0 Social-Emotional		
	i. Below	1	33%
	ii. Age expected	--	--
	iii. Above	1	33%
	iv. Not assessed	1	33%

7	6.0 Self Help		
	i. Below	--	--
	ii. Age expected	2	67%
	iii. Above	--	--
	iv. Not assessed	1	33%



Skills Distribution by Domains Pie Chart

Program Session: ECKAN 2024-2025 (08/01/2024--07/31/2025)

Report Date: 01/21/2025 02:00 PM



Status: 1st Year Enrollment, 2nd Year Enrollment, 3rd Year Enrollment, 4th Year Enrollment, 5th Year Enrollment, 6th Year Enrollment

Location: ECKAN Head Start — LC Wee Care

Current as of: Today

Show assessment for the following dates: 8/1/2024 To 7/31/2025

Hide cover page

Total # of children: 7 Total # of assessed: 7

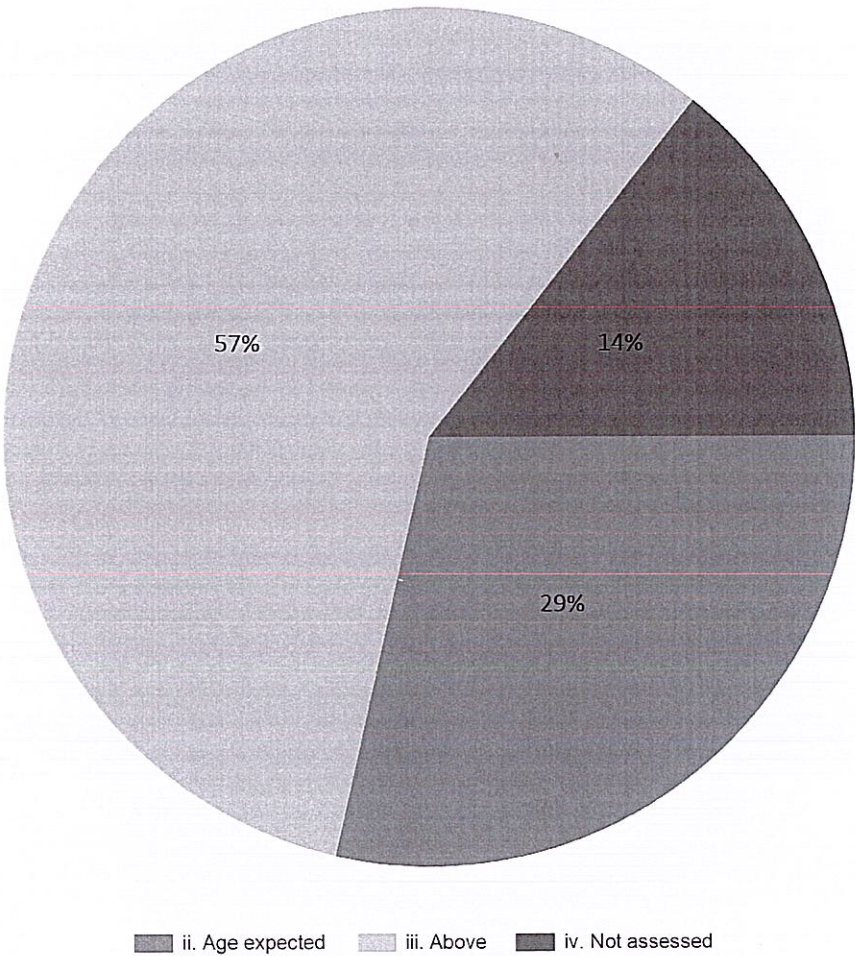
Total # of not assessed: 0

		# of Children	% of Children
1	0.0 Regulatory/Sensory Organization		
	i. Below	--	--
	ii. Age expected	2	29%
	iii. Above	4	57%
	iv. Not assessed	1	14%
2	1.0 Cognitive		
	i. Below	5	71%
	ii. Age expected	2	29%
	iii. Above	--	--
	iv. Not assessed	--	--
3	2.0 Language		
	i. Below	3	43%
	ii. Age expected	4	57%
	iii. Above	--	--
	iv. Not assessed	--	--
4	3.0 Gross Motor		
	i. Below	3	43%
	ii. Age expected	3	43%
	iii. Above	1	14%
	iv. Not assessed	--	--
5	4.0 Fine Motor		
	i. Below	5	71%
	ii. Age expected	2	29%
	iii. Above	--	--
	iv. Not assessed	--	--
6	5.0 Social-Emotional		
	i. Below	2	29%
	ii. Age expected	3	43%
	iii. Above	2	29%
	iv. Not assessed	--	--



7	6.0 Self Help		
	i. Below	2	29%
	ii. Age expected	4	57%
	iii. Above	1	14%
	iv. Not assessed	--	--

0.0 Regulatory/Sensory Organization



Skills Distribution by Domains Pie Chart

Program Session: ECKAN 2024-2025 (08/01/2024--07/31/2025)

Report Date: 01/21/2025 02:01 PM



Status: 1st Year Enrollment, 2nd Year Enrollment, 3rd Year Enrollment, 4th Year Enrollment, 5th Year Enrollment, 6th Year Enrollment

Location: ECKAN Head Start -- Lyon County EHS Home-Based

Current as of: Today

Show assessment for the following dates: 8/1/2024 To 7/31/2025

Hide cover page


Total # of children: 21 Total # of assessed: 19

Total # of not assessed: 2

		# of Children	% of Children
1	0.0 Regulatory/Sensory Organization		
	i. Below	4	19%
	ii. Age expected	10	48%
	iii. Above	4	19%
	iv. Not assessed	3	14%
2	1.0 Cognitive		
	i. Below	1	5%
	ii. Age expected	17	81%
	iii. Above	1	5%
	iv. Not assessed	2	10%
3	2.0 Language		
	i. Below	1	5%
	ii. Age expected	17	81%
	iii. Above	1	5%
	iv. Not assessed	2	10%
4	3.0 Gross Motor		
	i. Below	2	10%
	ii. Age expected	14	67%
	iii. Above	3	14%
	iv. Not assessed	2	10%
5	4.0 Fine Motor		
	i. Below	3	14%
	ii. Age expected	15	71%
	iii. Above	1	5%
	iv. Not assessed	2	10%
6	5.0 Social-Emotional		
	i. Below	4	19%
	ii. Age expected	14	67%
	iii. Above	1	5%
	iv. Not assessed	2	10%

7	6.0 Self Help		
	i. Below	3	14%
	ii. Age expected	14	67%
	iii. Above	2	10%
	iv. Not assessed	2	10%

0.0 Regulatory/Sensory Organization



Skills Distribution by Domains Pie Chart

Program Session: ECKAN 2024-2025 (08/01/2024--07/31/2025)

Report Date: 01/21/2025 02:03 PM



Status: 1st Year Enrollment, 2nd Year Enrollment, 3rd Year Enrollment, 4th Year Enrollment, 5th Year Enrollment, 6th Year Enrollment

Location: ECKAN Head Start -- Miami County -- Home-Based EHS (State)

Current as of: Today

Show assessment for the following dates: 8/1/2024 To 7/31/2025

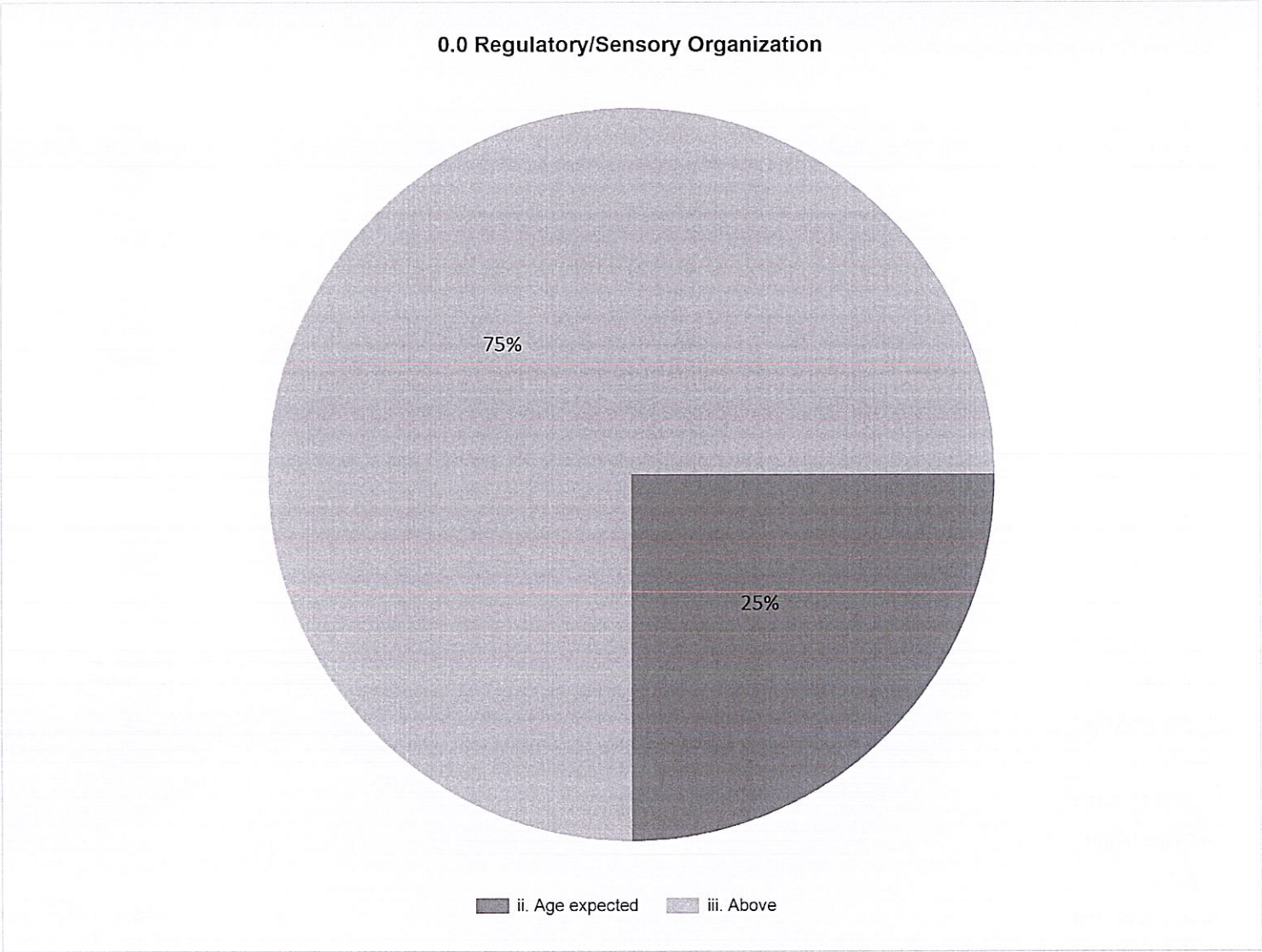
Hide cover page

Total # of children: 4 Total # of assessed: 4

Total # of not assessed: 0

		# of Children	% of Children
1	0.0 Regulatory/Sensory Organization		
	i. Below	--	--
	ii. Age expected	1	25%
	iii. Above	3	75%
	iv. Not assessed	--	--
2	1.0 Cognitive		
	i. Below	--	--
	ii. Age expected	3	75%
	iii. Above	1	25%
	iv. Not assessed	--	--
3	2.0 Language		
	i. Below	--	--
	ii. Age expected	3	75%
	iii. Above	1	25%
	iv. Not assessed	--	--
4	3.0 Gross Motor		
	i. Below	--	--
	ii. Age expected	2	50%
	iii. Above	2	50%
	iv. Not assessed	--	--
5	4.0 Fine Motor		
	i. Below	--	--
	ii. Age expected	3	75%
	iii. Above	1	25%
	iv. Not assessed	--	--
6	5.0 Social-Emotional		
	i. Below	--	--
	ii. Age expected	2	50%
	iii. Above	2	50%
	iv. Not assessed	--	--

7	6.0 Self Help		
	i. Below	--	--
	ii. Age expected	--	--
	iii. Above	4	100%
	iv. Not assessed	--	--



Skills Distribution by Domains Pie Chart

Program Session: ECKAN 2024-2025 (08/01/2024--07/31/2025)

Report Date: 01/21/2025 02:04 PM



Status: 1st Year Enrollment, 2nd Year Enrollment, 3rd Year Enrollment, 4th Year Enrollment, 5th Year Enrollment, 6th Year Enrollment

Location: ECKAN Head Start -- Osage County Home-Based -- Home-Based EHS (Federal)

Current as of: Today

Show assessment for the following dates: 8/1/2024 To 7/31/2025

Hide cover page

Total # of children: 12 Total # of assessed: 10

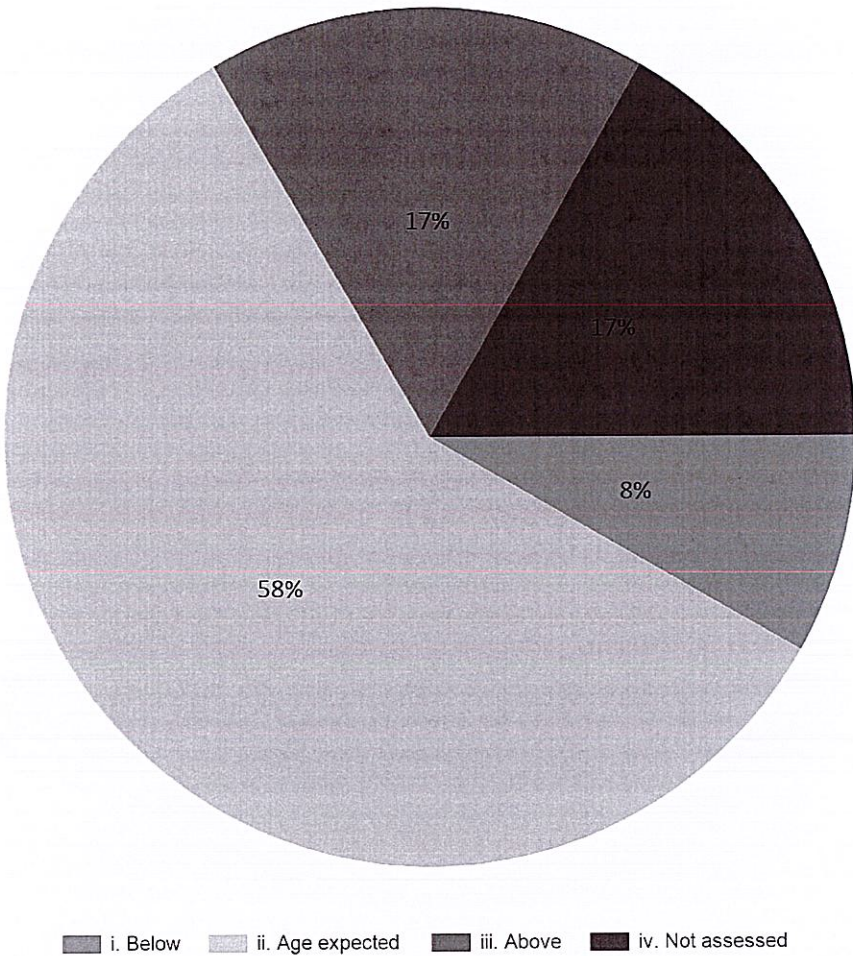
Total # of not assessed: 2

		# of Children	% of Children
1	0.0 Regulatory/Sensory Organization		
	i. Below	1	8%
	ii. Age expected	7	58%
	iii. Above	2	17%
	iv. Not assessed	2	17%
2	1.0 Cognitive		
	i. Below	2	17%
	ii. Age expected	6	50%
	iii. Above	2	17%
	iv. Not assessed	2	17%
3	2.0 Language		
	i. Below	2	17%
	ii. Age expected	7	58%
	iii. Above	1	8%
	iv. Not assessed	2	17%
4	3.0 Gross Motor		
	i. Below	2	17%
	ii. Age expected	6	50%
	iii. Above	2	17%
	iv. Not assessed	2	17%
5	4.0 Fine Motor		
	i. Below	2	17%
	ii. Age expected	8	67%
	iii. Above	--	--
	iv. Not assessed	2	17%
6	5.0 Social-Emotional		
	i. Below	2	17%
	ii. Age expected	8	67%
	iii. Above	--	--
	iv. Not assessed	2	17%



7	6.0 Self Help		
	i. Below	3	25%
	ii. Age expected	5	42%
	iii. Above	2	17%
	iv. Not assessed	2	17%

0.0 Regulatory/Sensory Organization



Skills Distribution by Domains Pie Chart

Program Session: ECKAN 2024-2025 (08/01/2024--07/31/2025)

Report Date: 01/21/2025 02:17 PM



Status: 1st Year Enrollment, 2nd Year Enrollment, 3rd Year Enrollment, 4th Year Enrollment, 5th Year Enrollment, 6th Year Enrollment

Location: ECKAN Head Start -- Anderson County -- Garnett Center, ECKAN Head Start -- Coffey County Home-Based -- Home-Based HS, ECKAN Head Start -- DC Kennedy Head Start, ECKAN Head Start -- DC Plymouth Head Start -- Class 106, ECKAN Head Start -- DC Plymouth Head Start -- Class 108, ECKAN Head Start -- FC Ottawa Head Start I, ECKAN Head Start -- FC Ottawa Head Start II, ECKAN Head Start -- Lyon County Head Start, ECKAN Head Start -- Miami County -- *Osawatomie, ECKAN Head Start -- Osage County Home-Based -- Home-Based HS

Current as of: Today


[Hide cover page](#)

Total # of children: 213 Total # of assessed: 207

Total # of not assessed: 6

		# of Children	% of Children
1	0.0 Regulatory/Sensory Organization		
	i. Below	1	1%
	ii. Age expected	--	--
	iii. Above	2	1%
	iv. Not assessed	210	99%
2	1.0 Cognitive		
	i. Below	54	25%
	ii. Age expected	81	38%
	iii. Above	72	34%
	iv. Not assessed	6	3%
3	2.0 Language		
	i. Below	40	19%
	ii. Age expected	77	36%
	iii. Above	90	42%
	iv. Not assessed	6	3%
4	3.0 Gross Motor		
	i. Below	27	13%
	ii. Age expected	78	37%
	iii. Above	99	47%
	iv. Not assessed	9	4%
5	4.0 Fine Motor		
	i. Below	42	20%
	ii. Age expected	93	44%
	iii. Above	72	34%
	iv. Not assessed	6	3%
6	5.0 Social-Emotional		
	i. Below	18	9%
	ii. Age expected	39	18%
	iii. Above	150	70%

	iv. Not assessed	6	3%
7	6.0 Self Help		
	i. Below	17	8%
	ii. Age expected	59	28%
	iii. Above	130	61%
	iv. Not assessed	7	3%



Skills Distribution by Domains Pie Chart

Program Session: ECKAN 2024-2025 (08/01/2024--07/31/2025)

Report Date: 01/21/2025 02:19 PM



Status: 1st Year Enrollment, 2nd Year Enrollment, 3rd Year Enrollment, 4th Year Enrollment, 5th Year Enrollment, 6th Year Enrollment

Location: ECKAN Head Start -- Anderson County -- Garnett Center


Current as of: Today

Show assessment for the following dates: 8/1/2024 To 7/31/2025

Hide cover page

Total # of children: 18		Total # of assessed: 17		Total # of not assessed: 1	
		# of Children	% of Children		
1	0.0 Regulatory/Sensory Organization				
	i. Below	--	--		
	ii. Age expected	--	--		
	iii. Above	--	--		
	iv. Not assessed	18	100%		
2	1.0 Cognitive				
	i. Below	3	17%		
	ii. Age expected	5	28%		
	iii. Above	9	50%		
	iv. Not assessed	1	6%		
3	2.0 Language				
	i. Below	4	22%		
	ii. Age expected	7	39%		
	iii. Above	6	33%		
	iv. Not assessed	1	6%		
4	3.0 Gross Motor				
	i. Below	1	6%		
	ii. Age expected	6	33%		
	iii. Above	10	56%		
	iv. Not assessed	1	6%		
5	4.0 Fine Motor				
	i. Below	--	--		
	ii. Age expected	10	56%		
	iii. Above	7	39%		
	iv. Not assessed	1	6%		
6	5.0 Social-Emotional				
	i. Below	2	11%		
	ii. Age expected	4	22%		
	iii. Above	11	61%		
	iv. Not assessed	1	6%		

7	6.0 Self Help		
	i. Below	--	--
	ii. Age expected	4	22%
	iii. Above	12	67%
	iv. Not assessed	2	11%



Skills Distribution by Domains Pie Chart

Program Session: ECKAN 2024-2025 (08/01/2024--07/31/2025)

Report Date: 01/21/2025 02:21 PM



Status: 1st Year Enrollment, 2nd Year Enrollment, 3rd Year Enrollment, 4th Year Enrollment, 5th Year Enrollment, 6th Year Enrollment

Location: ECKAN Head Start -- Coffey County Home-Based -- Home-Based HS

Current as of: Today

Show assessment for the following dates: 8/1/2024 To 7/31/2025


Hide cover page

Total # of children: 4 Total # of assessed: 4

Total # of not assessed: 0

		# of Children	% of Children
1	0.0 Regulatory/Sensory Organization		
	i. Below	--	--
	ii. Age expected	--	--
	iii. Above	--	--
	iv. Not assessed	4	100%
2	1.0 Cognitive		
	i. Below	--	--
	ii. Age expected	1	25%
	iii. Above	3	75%
	iv. Not assessed	--	--
3	2.0 Language		
	i. Below	--	--
	ii. Age expected	2	50%
	iii. Above	2	50%
	iv. Not assessed	--	--
4	3.0 Gross Motor		
	i. Below	1	25%
	ii. Age expected	1	25%
	iii. Above	2	50%
	iv. Not assessed	--	--
5	4.0 Fine Motor		
	i. Below	--	--
	ii. Age expected	2	50%
	iii. Above	2	50%
	iv. Not assessed	--	--
6	5.0 Social-Emotional		
	i. Below	--	--
	ii. Age expected	1	25%
	iii. Above	3	75%
	iv. Not assessed	--	--

7	6.0 Self Help		
	i. Below	--	--
	ii. Age expected	3	75%
	iii. Above	1	25%
	iv. Not assessed	--	--



Skills Distribution by Domains Pie Chart

Program Session: ECKAN 2024-2025 (08/01/2024--07/31/2025)

Report Date: 01/21/2025 02:22 PM



Status: 1st Year Enrollment, 2nd Year Enrollment, 3rd Year Enrollment, 4th Year Enrollment, 5th Year Enrollment, 6th Year Enrollment

Location: ECKAN Head Start -- DC Kennedy Head Start

Current as of: Today

Show assessment for the following dates: 8/1/2024 To 7/31/2025


Hide cover page

Total # of children: 18 Total # of assessed: 17

Total # of not assessed: 1

		# of Children	% of Children
1	0.0 Regulatory/Sensory Organization		
	i. Below	--	--
	ii. Age expected	--	--
	iii. Above	--	--
	iv. Not assessed	18	100%
2	1.0 Cognitive		
	i. Below	2	11%
	ii. Age expected	5	28%
	iii. Above	10	56%
	iv. Not assessed	1	6%
3	2.0 Language		
	i. Below	1	6%
	ii. Age expected	1	6%
	iii. Above	15	83%
	iv. Not assessed	1	6%
4	3.0 Gross Motor		
	i. Below	2	11%
	ii. Age expected	4	22%
	iii. Above	10	56%
	iv. Not assessed	2	11%
5	4.0 Fine Motor		
	i. Below	3	17%
	ii. Age expected	6	33%
	iii. Above	8	44%
	iv. Not assessed	1	6%
6	5.0 Social-Emotional		
	i. Below	1	6%
	ii. Age expected	2	11%
	iii. Above	14	78%
	iv. Not assessed	1	6%

7	6.0 Self Help		
	i. Below	2	11%
	ii. Age expected	1	6%
	iii. Above	14	78%
	iv. Not assessed	1	6%



Skills Distribution by Domains Pie Chart

Program Session: ECKAN 2024-2025 (08/01/2024--07/31/2025)

Report Date: 01/21/2025 02:28 PM



Status: 1st Year Enrollment, 2nd Year Enrollment, 3rd Year Enrollment, 4th Year Enrollment, 5th Year Enrollment, 6th Year Enrollment

Location: ECKAN Head Start -- DC Plymouth Head Start -- Class 106

Current as of: Today

Show assessment for the following dates: 8/1/2024 To 7/31/2025


Hide cover page

Total # of children: 18 Total # of assessed: 18

Total # of not assessed: 0

		# of Children	% of Children
1	0.0 Regulatory/Sensory Organization		
	i. Below	--	--
	ii. Age expected	--	--
	iii. Above	--	--
	iv. Not assessed	18	100%
2	1.0 Cognitive		
	i. Below	2	11%
	ii. Age expected	5	28%
	iii. Above	11	61%
	iv. Not assessed	--	--
3	2.0 Language		
	i. Below	4	22%
	ii. Age expected	2	11%
	iii. Above	12	67%
	iv. Not assessed	--	--
4	3.0 Gross Motor		
	i. Below	4	22%
	ii. Age expected	7	39%
	iii. Above	5	28%
	iv. Not assessed	2	11%
5	4.0 Fine Motor		
	i. Below	2	11%
	ii. Age expected	8	44%
	iii. Above	8	44%
	iv. Not assessed	--	--
6	5.0 Social-Emotional		
	i. Below	2	11%
	ii. Age expected	--	--
	iii. Above	16	89%
	iv. Not assessed	--	--

7	6.0 Self Help		
	i. Below	5	28%
	ii. Age expected	5	28%
	iii. Above	8	44%
	iv. Not assessed	--	--



Skills Distribution by Domains Pie Chart

Program Session: ECKAN 2024-2025 (08/01/2024--07/31/2025)

Report Date: 01/21/2025 02:30 PM



Status: 1st Year Enrollment, 2nd Year Enrollment, 3rd Year Enrollment, 4th Year Enrollment, 5th Year Enrollment, 6th Year Enrollment

Location: ECKAN Head Start -- DC Plymouth Head Start -- Class 108

Current as of: Today

Show assessment for the following dates: 8/1/2024 To 7/31/2025


Hide cover page

Total # of children: 18 Total # of assessed: 18

Total # of not assessed: 0

		# of Children	% of Children
1	0.0 Regulatory/Sensory Organization		
	i. Below	--	--
	ii. Age expected	--	--
	iii. Above	--	--
	iv. Not assessed	18	100%
2	1.0 Cognitive		
	i. Below	7	39%
	ii. Age expected	4	22%
	iii. Above	7	39%
	iv. Not assessed	--	--
3	2.0 Language		
	i. Below	4	22%
	ii. Age expected	9	50%
	iii. Above	5	28%
	iv. Not assessed	--	--
4	3.0 Gross Motor		
	i. Below	2	11%
	ii. Age expected	7	39%
	iii. Above	9	50%
	iv. Not assessed	--	--
5	4.0 Fine Motor		
	i. Below	8	44%
	ii. Age expected	9	50%
	iii. Above	1	6%
	iv. Not assessed	--	--
6	5.0 Social-Emotional		
	i. Below	--	--
	ii. Age expected	4	22%
	iii. Above	14	78%
	iv. Not assessed	--	--

7	6.0 Self Help		
	i. Below	2	11%
	ii. Age expected	6	33%
	iii. Above	10	56%
	iv. Not assessed	--	--



Skills Distribution by Domains Pie Chart

Program Session: ECKAN 2024-2025 (08/01/2024--07/31/2025)

Report Date: 01/21/2025 02:31 PM



Status: 1st Year Enrollment, 2nd Year Enrollment, 3rd Year Enrollment, 4th Year Enrollment, 5th Year Enrollment, 6th Year Enrollment

Location: ECKAN Head Start -- FC Ottawa Head Start I

Current as of: Today

Show assessment for the following dates: 8/1/2024 To 7/31/2025


Hide cover page

Total # of children: 19 Total # of assessed: 18

Total # of not assessed: 1

		# of Children	% of Children
1	0.0 Regulatory/Sensory Organization		
	i. Below	--	--
	ii. Age expected	--	--
	iii. Above	--	--
	iv. Not assessed	19	100%
2	1.0 Cognitive		
	i. Below	1	5%
	ii. Age expected	9	47%
	iii. Above	8	42%
	iv. Not assessed	1	5%
3	2.0 Language		
	i. Below	1	5%
	ii. Age expected	6	32%
	iii. Above	11	58%
	iv. Not assessed	1	5%
4	3.0 Gross Motor		
	i. Below	1	5%
	ii. Age expected	6	32%
	iii. Above	11	58%
	iv. Not assessed	1	5%
5	4.0 Fine Motor		
	i. Below	1	5%
	ii. Age expected	8	42%
	iii. Above	9	47%
	iv. Not assessed	1	5%
6	5.0 Social-Emotional		
	i. Below	3	16%
	ii. Age expected	2	11%
	iii. Above	13	68%
	iv. Not assessed	1	5%

7	6.0 Self Help		
	i. Below	1	5%
	ii. Age expected	6	32%
	iii. Above	11	58%
	iv. Not assessed	1	5%



Skills Distribution by Domains Pie Chart

Program Session: ECKAN 2024-2025 (08/01/2024--07/31/2025)

Report Date: 01/21/2025 02:33 PM



Status: 1st Year Enrollment, 2nd Year Enrollment, 3rd Year Enrollment, 4th Year Enrollment, 5th Year Enrollment, 6th Year Enrollment

Location: ECKAN Head Start -- FC Ottawa Head Start II

Current as of: Today

Show assessment for the following dates: 8/1/2024 To 7/31/2025


Hide cover page

Total # of children: 18 Total # of assessed: 17

Total # of not assessed: 1

		# of Children	% of Children
1	0.0 Regulatory/Sensory Organization		
	i. Below	--	--
	ii. Age expected	--	--
	iii. Above	--	--
	iv. Not assessed	18	100%
2	1.0 Cognitive		
	i. Below	1	6%
	ii. Age expected	11	61%
	iii. Above	5	28%
	iv. Not assessed	1	6%
3	2.0 Language		
	i. Below	6	33%
	ii. Age expected	8	44%
	iii. Above	3	17%
	iv. Not assessed	1	6%
4	3.0 Gross Motor		
	i. Below	1	6%
	ii. Age expected	11	61%
	iii. Above	5	28%
	iv. Not assessed	1	6%
5	4.0 Fine Motor		
	i. Below	--	--
	ii. Age expected	11	61%
	iii. Above	6	33%
	iv. Not assessed	1	6%
6	5.0 Social-Emotional		
	i. Below	--	--
	ii. Age expected	1	6%
	iii. Above	16	89%
	iv. Not assessed	1	6%

7	6.0 Self Help		
	i. Below	--	--
	ii. Age expected	2	11%
	iii. Above	15	83%
	iv. Not assessed	1	6%



Skills Distribution by Domains Pie Chart

Program Session: ECKAN 2024-2025 (08/01/2024--07/31/2025)

Report Date: 01/21/2025 02:34 PM



Status: 1st Year Enrollment, 2nd Year Enrollment, 3rd Year Enrollment, 4th Year Enrollment, 5th Year Enrollment, 6th Year Enrollment

Location: ECKAN Head Start -- Lyon County Head Start -- *Class 1 (All Day)


Current as of: Today

Show assessment for the following dates: 8/1/2024 To 7/31/2025

Hide cover page

Total # of children: 20 Total # of assessed: 20		Total # of not assessed: 0	
		# of Children	% of Children
1	0.0 Regulatory/Sensory Organization		
	i. Below	--	--
	ii. Age expected	--	--
	iii. Above	--	--
	iv. Not assessed	20	100%
2	1.0 Cognitive		
	i. Below	10	50%
	ii. Age expected	4	20%
	iii. Above	6	30%
	iv. Not assessed	--	--
3	2.0 Language		
	i. Below	1	5%
	ii. Age expected	12	60%
	iii. Above	7	35%
	iv. Not assessed	--	--
4	3.0 Gross Motor		
	i. Below	2	10%
	ii. Age expected	3	15%
	iii. Above	15	75%
	iv. Not assessed	--	--
5	4.0 Fine Motor		
	i. Below	5	25%
	ii. Age expected	7	35%
	iii. Above	8	40%
	iv. Not assessed	--	--
6	5.0 Social-Emotional		
	i. Below	1	5%
	ii. Age expected	5	25%
	iii. Above	14	70%
	iv. Not assessed	--	--

7	6.0 Self Help		
	i. Below	--	--
	ii. Age expected	3	15%
	iii. Above	17	85%
	iv. Not assessed	--	--



Skills Distribution by Domains Pie Chart

Program Session: ECKAN 2024-2025 (08/01/2024--07/31/2025)

Report Date: 01/21/2025 02:37 PM



Status: 1st Year Enrollment, 2nd Year Enrollment, 3rd Year Enrollment, 4th Year Enrollment, 5th Year Enrollment, 6th Year Enrollment

Location: ECKAN Head Start -- Lyon County Head Start -- *Class 2

Current as of: Today

Show assessment for the following dates: 8/1/2024 To 7/31/2025


Hide cover page

Total # of children: 18 Total # of assessed: 18

Total # of not assessed: 0

		# of Children	% of Children
1	0.0 Regulatory/Sensory Organization		
	i. Below	--	--
	ii. Age expected	--	--
	iii. Above	--	--
	iv. Not assessed	18	100%
2	1.0 Cognitive		
	i. Below	13	72%
	ii. Age expected	5	28%
	iii. Above	--	--
	iv. Not assessed	--	--
3	2.0 Language		
	i. Below	11	61%
	ii. Age expected	7	39%
	iii. Above	--	--
	iv. Not assessed	--	--
4	3.0 Gross Motor		
	i. Below	4	22%
	ii. Age expected	9	50%
	iii. Above	5	28%
	iv. Not assessed	--	--
5	4.0 Fine Motor		
	i. Below	8	44%
	ii. Age expected	8	44%
	iii. Above	2	11%
	iv. Not assessed	--	--
6	5.0 Social-Emotional		
	i. Below	3	17%
	ii. Age expected	4	22%
	iii. Above	11	61%
	iv. Not assessed	--	--

7	6.0 Self Help		
	i. Below	1	6%
	ii. Age expected	7	39%
	iii. Above	10	56%
	iv. Not assessed	--	--



Skills Distribution by Domains Pie Chart

Program Session: ECKAN 2024-2025 (08/01/2024--07/31/2025)

Report Date: 01/21/2025 02:39 PM



Status: 1st Year Enrollment, 2nd Year Enrollment, 3rd Year Enrollment, 4th Year Enrollment, 5th Year Enrollment, 6th Year Enrollment

Location: ECKAN Head Start -- Lyon County Head Start -- *Class 3 (All Day)

Current as of: Today

Show assessment for the following dates: 8/1/2024 To 7/31/2025

Hide cover page


Total # of children: 20 Total # of assessed: 19

Total # of not assessed: 1

		# of Children	% of Children
1	0.0 Regulatory/Sensory Organization		
	i. Below	--	--
	ii. Age expected	--	--
	iii. Above	1	5%
	iv. Not assessed	19	95%
2	1.0 Cognitive		
	i. Below	7	35%
	ii. Age expected	10	50%
	iii. Above	2	10%
	iv. Not assessed	1	5%
3	2.0 Language		
	i. Below	2	10%
	ii. Age expected	4	20%
	iii. Above	13	65%
	iv. Not assessed	1	5%
4	3.0 Gross Motor		
	i. Below	7	35%
	ii. Age expected	7	35%
	iii. Above	5	25%
	iv. Not assessed	1	5%
5	4.0 Fine Motor		
	i. Below	8	40%
	ii. Age expected	7	35%
	iii. Above	4	20%
	iv. Not assessed	1	5%
6	5.0 Social-Emotional		
	i. Below	1	5%
	ii. Age expected	--	--
	iii. Above	18	90%
	iv. Not assessed	1	5%

7	6.0 Self Help		
	i. Below	2	10%
	ii. Age expected	4	20%
	iii. Above	13	65%
	iv. Not assessed	1	5%

0.0 Regulatory/Sensory Organization



Skills Distribution by Domains Pie Chart

Program Session: ECKAN 2024-2025 (08/01/2024--07/31/2025)

Report Date: 01/21/2025 02:40 PM



Status: 1st Year Enrollment, 2nd Year Enrollment, 3rd Year Enrollment, 4th Year Enrollment, 5th Year Enrollment, 6th Year Enrollment

Location: ECKAN Head Start -- Lyon County Head Start -- *Class 4 (Duration)

Current as of: Today

Show assessment for the following dates: 8/1/2024 To 7/31/2025

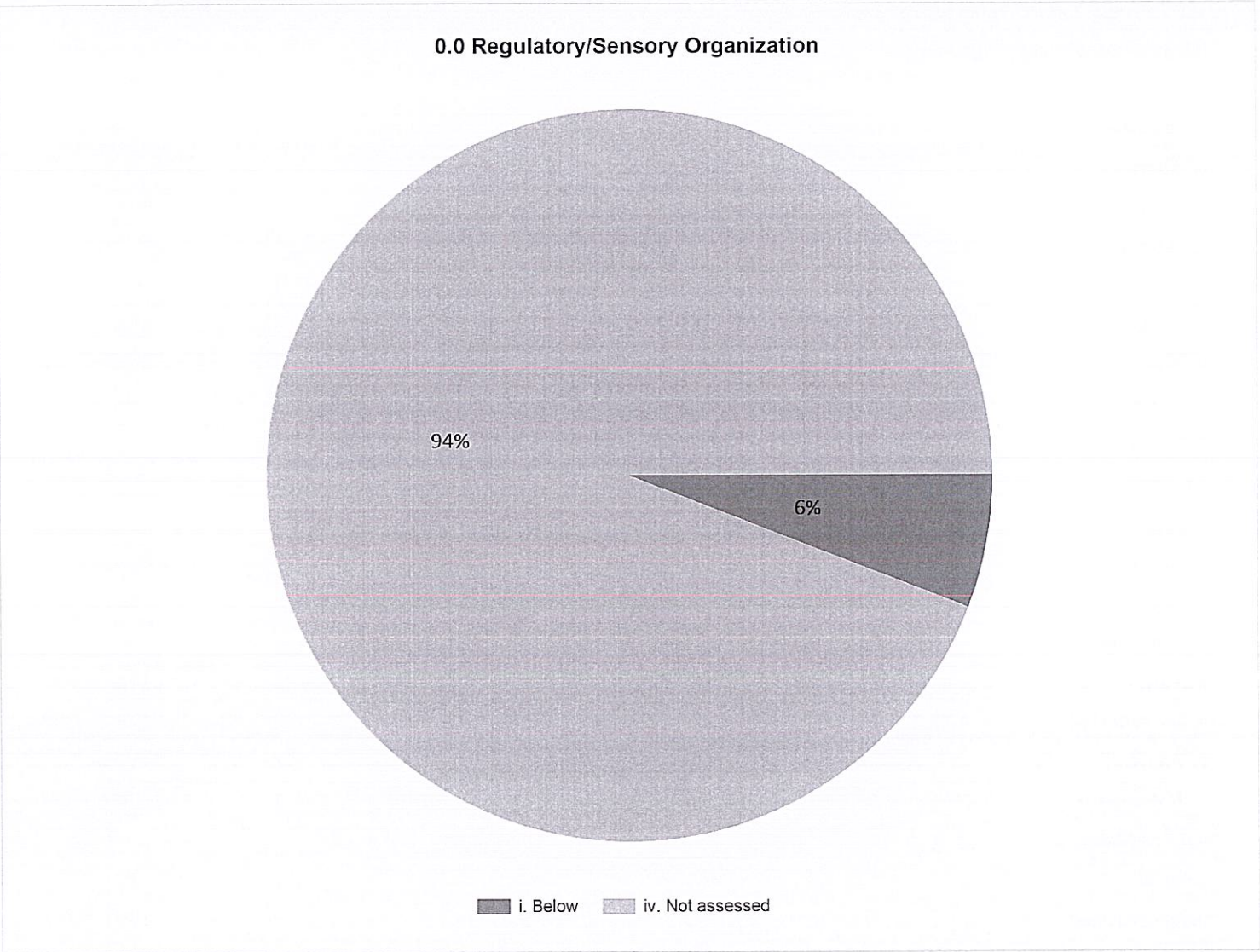
Hide cover page

Total # of children: 17 Total # of assessed: 16

Total # of not assessed: 1

		# of Children	% of Children
1	0.0 Regulatory/Sensory Organization		
	i. Below	1	6%
	ii. Age expected	--	--
	iii. Above	--	--
	iv. Not assessed	16	94%
2	1.0 Cognitive		
	i. Below	1	6%
	ii. Age expected	8	47%
	iii. Above	7	41%
	iv. Not assessed	1	6%
3	2.0 Language		
	i. Below	1	6%
	ii. Age expected	1	6%
	iii. Above	14	82%
	iv. Not assessed	1	6%
4	3.0 Gross Motor		
	i. Below	2	12%
	ii. Age expected	2	12%
	iii. Above	12	71%
	iv. Not assessed	1	6%
5	4.0 Fine Motor		
	i. Below	2	12%
	ii. Age expected	3	18%
	iii. Above	11	65%
	iv. Not assessed	1	6%
6	5.0 Social-Emotional		
	i. Below	1	6%
	ii. Age expected	--	--
	iii. Above	15	88%
	iv. Not assessed	1	6%

7	6.0 Self Help		
	i. Below	1	6%
	ii. Age expected	5	29%
	iii. Above	10	59%
	iv. Not assessed	1	6%



Skills Distribution by Domains Pie Chart

Program Session: ECKAN 2024-2025 (08/01/2024--07/31/2025)

Report Date: 01/21/2025 02:42 PM



Status: 1st Year Enrollment, 2nd Year Enrollment, 3rd Year Enrollment, 4th Year Enrollment, 5th Year Enrollment, 6th Year Enrollment

Location: ECKAN Head Start -- Miami County -- *Osawatomie

Current as of: Today

Show assessment for the following dates: 8/1/2024 To 7/31/2025


Hide cover page

Total # of children: 17 Total # of assessed: 17

Total # of not assessed: 0

		# of Children	% of Children
1	0.0 Regulatory/Sensory Organization		
	i. Below	--	--
	ii. Age expected	--	--
	iii. Above	--	--
	iv. Not assessed	17	100%
2	1.0 Cognitive		
	i. Below	4	24%
	ii. Age expected	9	53%
	iii. Above	4	24%
	iv. Not assessed	--	--
3	2.0 Language		
	i. Below	3	18%
	ii. Age expected	12	71%
	iii. Above	2	12%
	iv. Not assessed	--	--
4	3.0 Gross Motor		
	i. Below	--	--
	ii. Age expected	8	47%
	iii. Above	9	53%
	iv. Not assessed	--	--
5	4.0 Fine Motor		
	i. Below	3	18%
	ii. Age expected	10	59%
	iii. Above	4	24%
	iv. Not assessed	--	--
6	5.0 Social-Emotional		
	i. Below	2	12%
	ii. Age expected	10	59%
	iii. Above	5	29%
	iv. Not assessed	--	--

7	6.0 Self Help		
	i. Below	1	6%
	ii. Age expected	7	41%
	iii. Above	9	53%
	iv. Not assessed	--	--



Skills Distribution by Domains Pie Chart

Program Session: ECKAN 2024-2025 (08/01/2024--07/31/2025)

Report Date: 01/21/2025 02:45 PM



Status: 1st Year Enrollment, 2nd Year Enrollment, 3rd Year Enrollment, 4th Year Enrollment, 5th Year Enrollment, 6th Year Enrollment

Location: ECKAN Head Start -- Osage County Home-Based -- Home-Based HS

Current as of: Today

Show assessment for the following dates: 8/1/2024 To 7/31/2025

Hide cover page

Total # of children: 8 Total # of assessed: 8

Total # of not assessed: 0

		# of Children	% of Children
1	0.0 Regulatory/Sensory Organization		
	i. Below	--	--
	ii. Age expected	--	--
	iii. Above	1	13%
	iv. Not assessed	7	88%
2	1.0 Cognitive		
	i. Below	3	38%
	ii. Age expected	5	63%
	iii. Above	--	--
	iv. Not assessed	--	--
3	2.0 Language		
	i. Below	2	25%
	ii. Age expected	6	75%
	iii. Above	--	--
	iv. Not assessed	--	--
4	3.0 Gross Motor		
	i. Below	--	--
	ii. Age expected	7	88%
	iii. Above	1	13%
	iv. Not assessed	--	--
5	4.0 Fine Motor		
	i. Below	2	25%
	ii. Age expected	4	50%
	iii. Above	2	25%
	iv. Not assessed	--	--
6	5.0 Social-Emotional		
	i. Below	2	25%
	ii. Age expected	6	75%
	iii. Above	--	--
	iv. Not assessed	--	--

7	6.0 Self Help		
	i. Below	2	25%
	ii. Age expected	6	75%
	iii. Above	--	--
	iv. Not assessed	--	--

